


USER MANUAL



CONTENT:

- Page 1: Certificate
- Page 2: Product instructions
- Page 3: Technical information
- Page 4: Assembly instructions
- Page 5: Storage instructions



Floorball rinks

Issued to

Company name: Rosco Sport s.r.o.
Address: Průmyslová 590
Postal address: CZ-252 42 Vestec, Praha-západ
Country: Czech Republic
Telephone: +420-241-481 155
E-mail: rosmarin@rosco.cz

Product name

1. RSA (2003)
2. Rosco Supra (2018)
3. Rosco Blackpipe (2021)

Product description

1. Multiple color plastic boards according to drawing SEST 1-00-03 dated: 030403.
2. Multicolour polypropylene-plastic plate with aluminium reinforcement with dimensions according to drawing no: RSS-18 dated: 2018-12-11.
3. Multiple color plastic boards according to drawing No.RSS-21 dated: 2021-06-24 page 1 and 2021-06-29 page 2.

Attribute

Complies with the regulations of International Floorball Federation (IFF) for league play.

Performance requirements

RISE Certification Rules for Floorball Equipment, SPCR 011 edition 2022.

Marking

Every product covered by this certificate may show the symbol of IFF (see SPCR 011 for details) and the text "SPCR 011". The marking shall also include the name of the manufacturer or his logotype or the product name. The marking shall be placed as specified in SPCR 011.

Validity

This certificate is valid until not later than 2028-12-31. The validity of this certificate can be verified at RISE homepage.

Miscellaneous

The certificate was originally issued on 1. 2003-05-23 2. 2018-12-17 3. 2021-07-01
RISE internal no. O100106 – 1231247.


Martin Tillander

Certificate 358301 | issue 6 | 2023-12-13

RISE Research Institutes of Sweden AB | Certification

Box 857, SE-50115 Borås, Sweden

+46 10 516 50 00 | certifiering@ri.se | www.ri.se



PRODUCT INSTRUCTIONS

RINK DELIVERY

The rinks are standardly delivered on a transport trolley which is attached to the pallet. First remove all the packaging of the rink.

The trolley must be freed since is attached to the pallet, remove all the rink segments of the trolley, and move the trolley of the pallet.

Then you can load the trolley again with all the rink segments accordingly.

POSSIBLE RINK DAMAGES DURING TRANSPORT

If you spot any unusual damage on the rink or rink pallet, write it down and make photos of all the damages and put the information into transport protocol and then report to manufacturer.

!!!

Please note it is possible (especially on the black rink) to see surface imperfections visible on the inner side of rink(backside). Those are standard occurrences that can happen during transport process and are not influencing the rink functionality in any way and are not a case for warranty claim.

!!!

TECHNICAL INFORMATION

The ROSCO rink are made of extruded polypropylene sheets. A rink set consists of three segment types: 2 m long segments, 1 m long segments and rounded corner segments. The individual segments consist of front impact shield, a floor base panel, a top handrail, two side parts and one elastic rubber rope. The rink surface is smooth on both side, being thus available for advertising both inside and outside. The segments can be stored at a temperature from +5° to +30° degrees.

TECHNICAL INFORMATION

DESCRIPTION

Category	Competition, indoor usage
IFF certification	IFF label on every segment backside
Material	Polypropylene
Available colours	Black/white/blue
Top handle	Polypropylene rounded handrail
Segments connection	Safety ClickLock system + Rubber ropes
Manipulation	Wheeled Transport trolley
Storing	Trolley, storing support on all 2 m segments

TYPES OF SEGMENTS

Segment	Material	Size	Weight
2 meters	Polypropylene	2 x 0,5 x 0,25 m	8,1 kg
1 meter	Polypropylene	1 x 0,5 x 0,25 m	4,1 kg
Corner	Polypropylene	2,4 x 0,5 x 0,25 m	10,2 kg
Trolley	Aluminium	1,43 x 2 x 0,5 m	25kg

MAINTENANCE

The rink can be cleaned and washed with water and regular household cleaners. Using chemicals such as petrol, kerosene and paint thinners is strongly disapproved.


ASSEMBLY INSTRUCTIONS

ASSEMBLY INSTRUCTIONS FOR FLOORBALL RINK 40 x 20 m

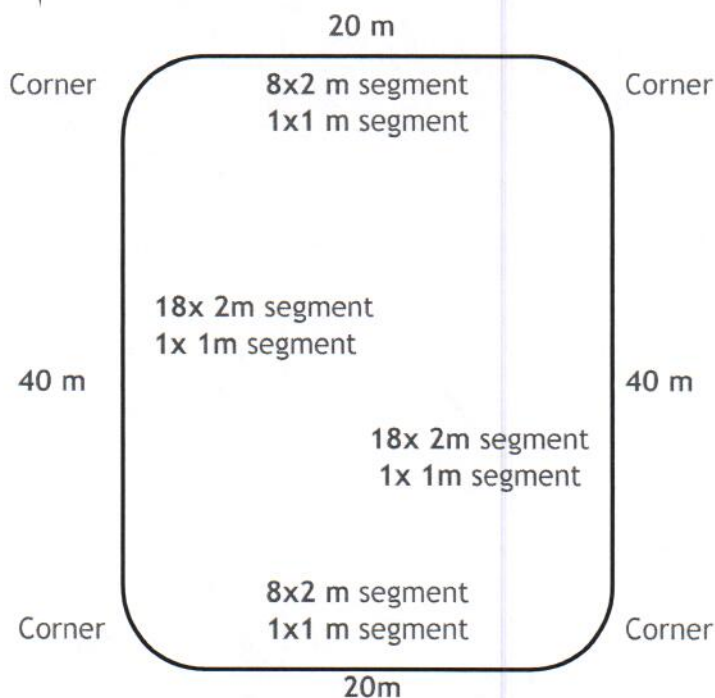
The rink 40 x 20 m consists of segments:

52x 2 m, 4x1 m, 4x corners, and it is stored on 2 trolleys.

When connecting the rink, stretch the rubber ropes over the holes(fig.1) in second rink side part and push the rink segments into each other(fig.2)



To complete the field, use the exact segment quantity as on the illustration bellow.



STORAGE INSTRUCTIONS

PROPER STORAGE WHEN LAYING THE RINK SEGMENTS ON EACH OTHER

We highly recommend using original trolley for transport and storing.



The rink segment have special small part welded into the bottom back side.

Lay each segment either directly on each other. It prevents sliding of the sides.

If the segments are not stored in proper way, the segments are exposed to high pressure on side part and deformations can occur.

